


# Daily Learning Planner

*Ideas parents can use to help children do better in school.*

**Sangster ES**  
Springfield, VA




THE  
**PARENT**  
INSTITUTE®

SEPTEMBER • OCTOBER • NOVEMBER • 2006

## September 2006

### Daily Learning Planner: Ideas Parents Can Use to Help Children Do Better in School—Try a New Idea Every Day!

- 1. Ask your child to tell you something she learned in school today. Then tell her something *you* learned today.
- 2. Make up a story with your child.
- 3. Challenge your child to learn a new word every day.
- 4. Review spelling words with your child tonight.
- 5. Plan an exercise “date” with your child. Pick an activity you both enjoy, such as walking or tossing a ball.
- 6. Take turns reading aloud with your child.
- 7. Help your child start a collection.
- 8. Teach your child a helpful skill, such as sewing on a button.
- 9. Take your child out for a one-on-one breakfast.
- 10. Make a TV-viewing schedule with your child. Limit TV time to 10 hours per week or less.
- 11. Visit an interesting place in your town. Then ask your child to create an ad to tell others about it.
- 12. Give your child five pipe cleaners and challenge him to create an animal.
- 13. Ask your child to tell *you* a bedtime story tonight.
- 14. Look at the weather map in your local newspaper. Ask your child to find the hottest spot and the coldest spot.
- 15. Glue a picture of your child to a piece of paper. Have her draw things that represent what is special about her.
- 16. See how many ways your child can write a number. For example, 4 can be written 1+3, 2+2, or 6-2.
- 17. See if your child can tie a bow behind his back.
- 18. Ask your child to choose a country and learn more about it.
- 19. Put a map of your state or province on the wall. Let your child use a highlighter to mark places you have visited.
- 20. Ask your child to put on a talent show with her friends.
- 21. Plan a no-TV night. Play games or read instead.
- 22. Make a jigsaw puzzle with your child. Glue a picture from a magazine onto cardboard. Cut it into puzzle pieces.
- 23. Start a family savings plan for a special goal. Discuss how your family can reach the goal together.
- 24. Keep a large basket as home base for library books.
- 25. Ask your child questions after reading. “Why do you think that character made that decision?” “What would you have done?”
- 26. Limbo under a broomstick with your child.
- 27. With your child, glue craft sticks together to make a frame. Your child can decorate it with buttons and markers.
- 28. Ask your child to flick her cheek while changing the shape of her mouth to get different sounds.
- 29. Ask your child to record a story on tape.
- 30. Volunteer as a family. Let your child help pick what to do.



**Helping Children Learn®**  
Tips Families Can Use to Help Children Do Better in School

**Elementary Edition**

# October 2006

## Daily Learning Planner: Ideas Parents Can Use to Help Children Do Better in School—Try a New Idea Every Day!

- 1. Make an appointment to spend time with your child this month and write it on your calendar.
- 2. Teach your child how to prepare nutritious after-school snacks.
- 3. Let your child see you reading today.
- 4. Pay your child a compliment today.
- 5. Plan a trip to a nearby museum.
- 6. Visit the produce department at the grocery store. Ask your child to guess how much certain foods weigh.
- 7. Ask your child, "What one thing makes you feel really excited?"
- 8. Role-play a sticky situation with your child. What would he do if his friend was teasing someone at school?
- 9. Make sure your child has access to basic reference books when she studies (atlas, dictionary, thesaurus).
- 10. Change chairs at mealtime. Pretend to be the person who usually sits in that chair.
- 11. Help your child figure out the average height of the people in your family.
- 12. Draw a picture with your child today. Hang it on the refrigerator.
- 13. Do a crossword puzzle with your child.
- 14. With your child, create an indoor miniature golf course with obstacles and ramps.
- 15. Take a walk and collect pretty leaves. Put them between clear self-stick paper to make placemats.
- 16. Challenge your child to fold a piece of paper into a usable drinking cup.
- 17. Start a project with your child, such as building a model. Make plans to work on it regularly together.
- 18. Cut out four pictures from a magazine. Ask your child to



- tell you a story that involves something from each picture.
- 19. Start giving your child an allowance. Discuss what he can use it for, such as buying things, saving and giving to charity.
- 20. Ask your child, "What is the best job in the whole world?"
- 21. Do a library card checkup. Does every member of the family have a library card? If not, go to the library and get one.
- 22. Let your child stay up later to read.
- 23. Give your child a calendar. Suggest she fill it with important notes about homework, tests and school activities.
- 24. Ask your child, "If you could go anywhere in the world, where would it be?"
- 25. Time different things you and your child do in a day.
- 26. Ask your child to help you plan a fun activity.
- 27. Choose a news story and learn more about it with your child.
- 28. Help your child figure out the average time he spends reading per day.
- 29. Cut drinking straws into one-inch-long pieces. Let your child string them on string to make a necklace.
- 30. Set up a special place for your child to study.
- 31. Have your child tape paper towel rolls together to form a long chute. Start a small ball at the top and roll it to the bottom.

**Helping Children Learn**<sup>®</sup>  
Tips Families Can Use to Help Children Do Better in School

**Elementary Edition**

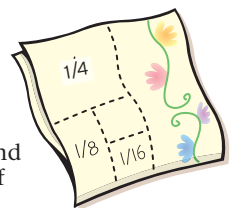
Copyright © 2006 The Parent Institute®, a division of NIS, Inc. • May be reproduced only as licensed by *Helping Children Learn*<sup>®</sup> newsletter • 1-800-756-5525

# November 2006

## Daily Learning Planner: Ideas Parents Can Use to Help Children Do Better in School—Try a New Idea Every Day!

- 1. Let your child scrape crayon pieces onto a piece of paper. Cover with waxed paper and another sheet of paper. Then you (not your child) use a warm iron to melt the crayon.
- 2. Give your child some string and a button. See if he can thread the string through the button holes and make the button spin.
- 3. Watch a funny TV show with your child. Then have her draw a comic strip showing what it was about.
- 4. Ask your child, "What do you most enjoy doing with our family?"
- 5. Take your child to the library and introduce him to the librarian.
- 6. Encourage your child to take her pet (or a neighbor's pet) on a walk.
- 7. Look through the newspaper with your child. What headlines interest him? Read an article together and discuss it.
- 8. Listen for cities, states and countries mentioned on TV and elsewhere. Locate them on a map with your child.
- 9. Name different types of punctuation with your child. Identify them in your local newspaper.
- 10. Make a big pot of soup. Let your child help with measuring.
- 11. Ask your child, "Who is the nicest person you know?"
- 12. Help your child set a school-related goal. Write down the steps she'll take to reach it. Post the goal in a visible spot.
- 13. Review math facts at the dinner table tonight.
- 14. Build math understanding. Say a number, such as 162. Then have your child write it in words: "one hundred sixty-two."
- 15. Ask your child, "What are your three favorite songs?"
- 16. Together, learn to say "hello" in two other languages.
- 17. Challenge your child to determine the direction of the

- wind by using his finger or by watching things blow.
- 18. Choose a place for things that go to school. Help your child get into the habit of putting things there each day.
- 19. Make up a song featuring your child's name.
- 20. Show your child 10 objects. Have her close her eyes while you remove one. Can she guess what's missing?
- 21. Discuss a current event with your child.
- 22. Invent a word with your child. Write a silly definition.
- 23. Help your child make a list of things, such as vegetables. Then have him put them in alphabetical order.
- 24. Ask your child what she would do with five dollars.
- 25. Tell your child that you love him.
- 26. Fold paper towels into parts. Start with halves, then fourths, eighths and sixteenths. Use a marker to label the fractions.
- 27. Help your child create a joke collection. Fill a notebook with jokes you hear. Cut jokes out of magazines or newspapers.
- 28. Play tic-tac-toe with your child.
- 29. Ask your child, "Other than recess and lunch, what was your favorite part of school today?"
- 30. Let your child quiz *you* about things she is learning in school.



**Helping Children Learn**<sup>®</sup>  
Tips Families Can Use to Help Children Do Better in School

**Elementary Edition**

Copyright © 2006 The Parent Institute®, a division of NIS, Inc. • May be reproduced only as licensed by *Helping Children Learn*<sup>®</sup> newsletter • 1-800-756-5525